


USING THE SLATE

rev 10-09-07

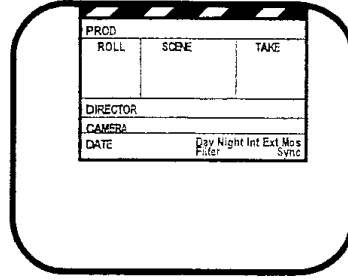
FRAMING



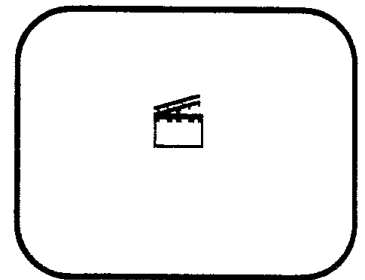
NO - too dark to read



YES



NO - can't see
when clapper closes



NO - can't read
info on slate

LIGHTING

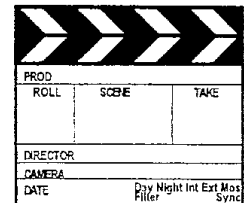


PROCEDURE

Start with
clapper open.

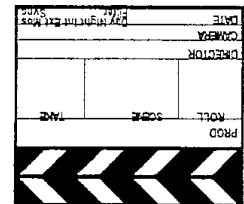
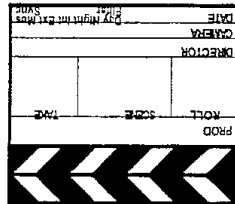
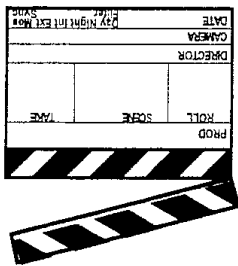
When "MARK" is called,
announce scene and take
numbers, say "MARK,"
and close clapper.

Hold for a second
or two with clapper
closed, then exit.

SYNC
HEAD
SLATE



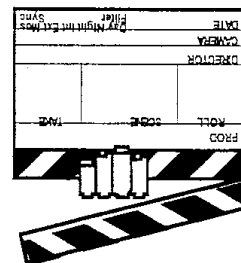
SYNC
TAIL
SLATE



MOS
HEAD
SLATE



MOS
TAIL
SLATE



Fingers held between clapper
and slate, clapper stays open.