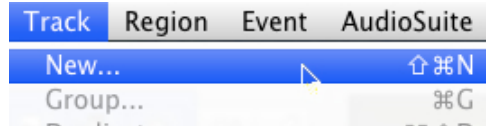


CREATING NEW TRACKS

Track menu -> New...



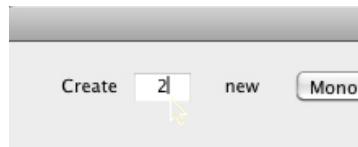
OR



The **New Tracks** window defaults to **Create 1 new Mono Audio Track in Samples**.



Change **Create 1** to **Create 2**.



Click on the **plus** button to add more tracks to create.



Use the pulldown menu to select **stereo**.



plus again

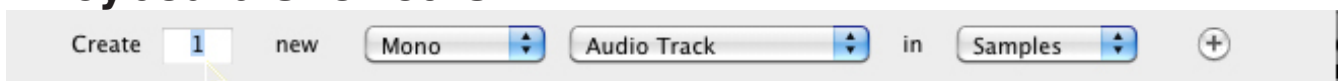
Use the pulldown menus to select **stereo** and **Master Fader**.



When you're done with your list, **Create** the tracks.



keyboard shortcuts:



Up / down arrow keys
increase / decrease
the count.

Command left / right
arrow keys scroll through
track formats.

Command up / down
arrow keys scroll through
track types.

**Command + (nu-
meric keypad)** adds
another "Create"
line.

Don't worry, you're not stuck. You can add or delete tracks at any time.